

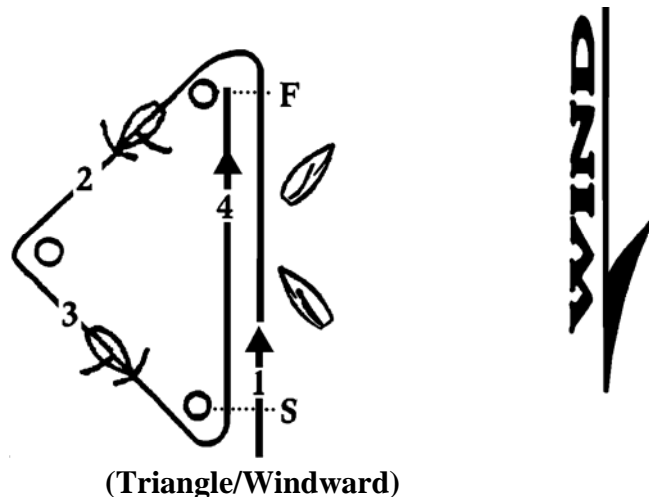
Appendix Ten: Olympic Courses

OLYMPIC COURSES (Drop Mark courses)

When Olympic Type Courses are used, the class flags on the course board will be followed by Code Flag "O". (Red/Yellow Diagonal) This will be followed by a red letter (and possibly a number) indicating which of the courses shown on this and the following page is to be sailed. The Race Committee will also display the approximate length and magnetic bearing of the first windward leg.

If a substantial wind shift occurs, the Race Committee may reposition the weather mark, maintaining the approximate length of the original leg. Code Flag "C" and the magnetic bearing of the new mark will be displayed from the RC boat or from an official mark boat. A repetitive sound signal will be made as the boats approach the mark that is to be rounded prior to the mark that has been moved. When Code Flag "Q" is displayed with Code Flag "C", the change will apply only to the last windward leg of the course.

Course "T"

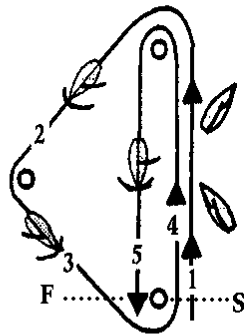


Course "T" is primarily used by CCV and HYC for the Cruising Fleet.

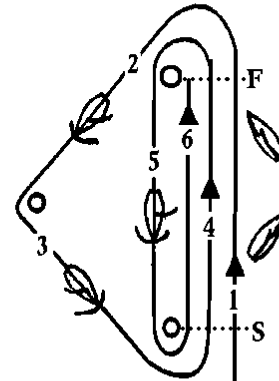
Appendix Ten: Olympic Courses

Courses "R" and "O" will primarily be used for the B, C, Non-Spin, and, occasionally, Cruising Fleets. (by HYC & CCV)

Course "R"
(Triangle/Wind/Leeward)



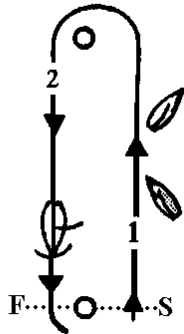
Course "O"
(Triangle/Wind/Leeward/Wind)



Courses "P" and "L" will be used primarily for the "A" and "MORC" Fleets

Course "P"
(Windward/Leeward)

Course "P" finishes downwind.
The number following "P" on the course board indicates the number of complete laps to be sailed.



Course "L"
(Windward/Leeward/Windward)

The number following "L" on the course board is the number of complete laps to be sailed before the final upwind leg.

